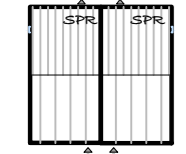


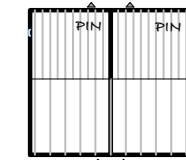
KEY:

-  1800mm BRICK WALL & FENCE
-  1800mm TIMBER FENCE
-  1200mm TIMBER FENCE WITH 300mm TRELIS
-  600mm TIMBER POST AND RAIL FENCE
-  AFFORDABLE HOUSING

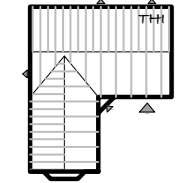
AMENDED DRAWING



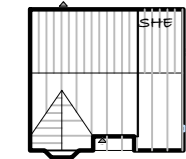
SPRUCE
Affordable 2 bed
2 no



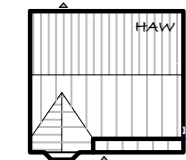
PINE
Affordable 3 bed
2 no



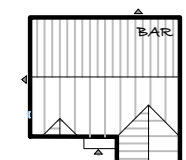
THIRSK
5 bed
3 no



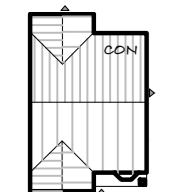
SHERBURN
4 BED
1 no



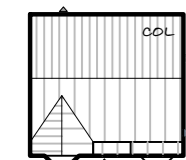
HAWORTH
5 BED
4 no



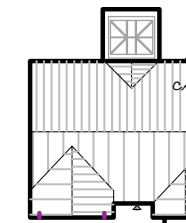
BARROWBY
5 bed
1 no



CONISTON
5 bed
1 no

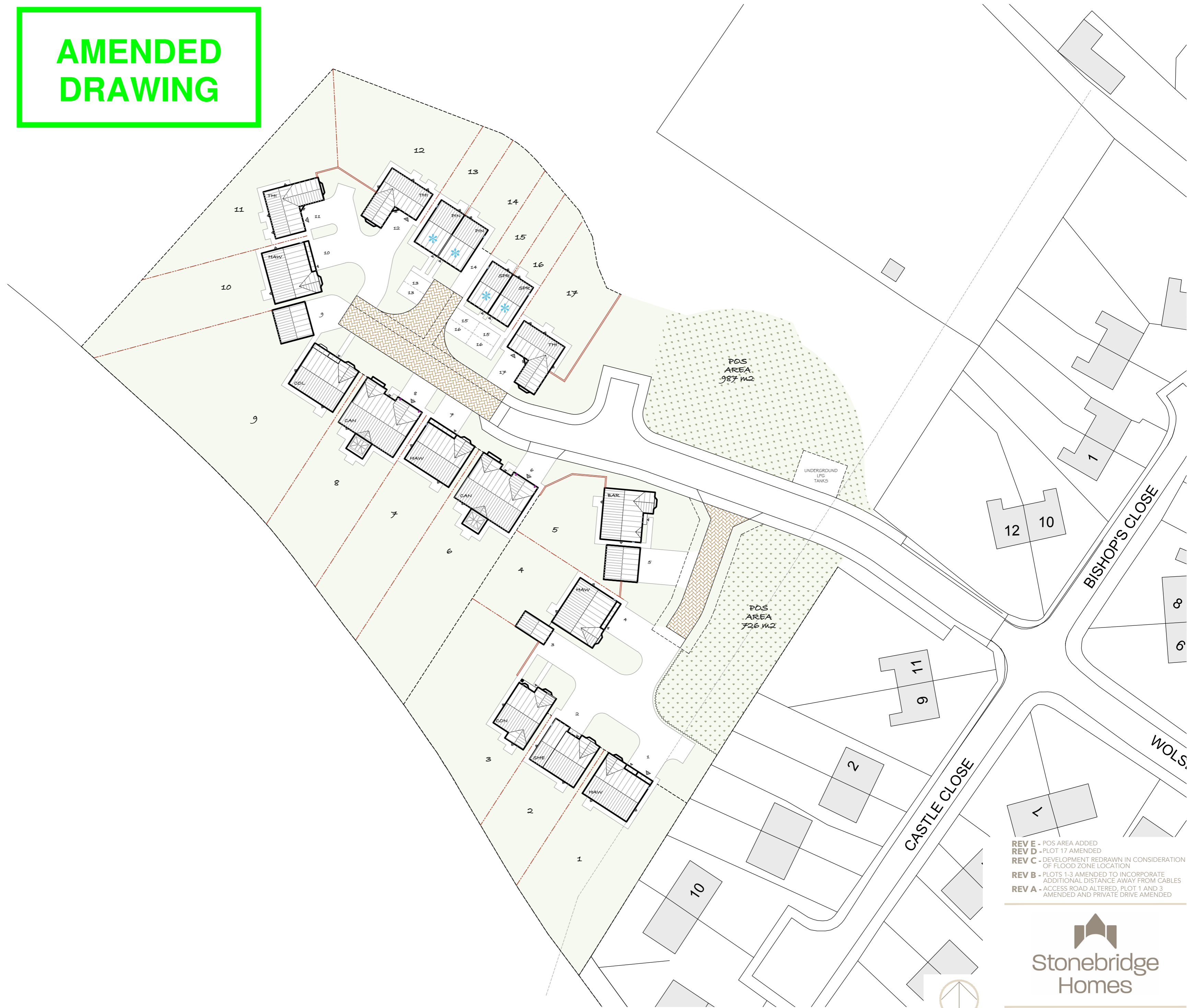


COLLINGHAM
5 bed
1 no



CANTERBURY
5 bed
2 no

TOTAL UNIT NO: 17



- REV E - POS AREA ADDED
- REV D - PLOT 17 AMENDED
- REV C - DEVELOPMENT REDRAWN IN CONSIDERATION OF FLOOD ZONE LOCATION
- REV B - PLOTS 1-3 AMENDED TO INCORPORATE ADDITIONAL DISTANCE AWAY FROM CABLES
- REV A - ACCESS ROAD ALTERED, PLOT 1 AND 3 AMENDED AND PRIVATE DRIVE AMENDED



PROJECT
WOLSEY AVENUE
CAWOOD, YO8 3SU

DWG NO
PA-WA-02
SCALE @ A2
1:500

DRAWING
PROPOSED SITE
LAYOUT

DATE
14/05/18

